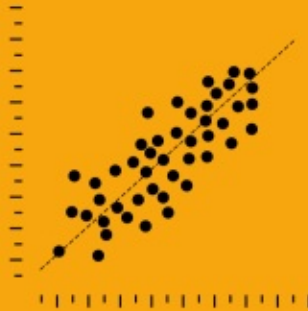
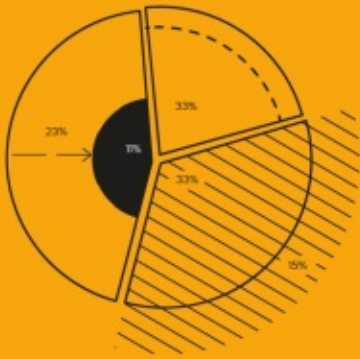


Fact file

KHARKIV NATIONAL UNIVERSITY OF RADIO ELECTRONICS



WELCOME!

The QS EECA University Rankings 2022 will be published on topuniversities.com on Wednesday 15th December 2021.

This file provides the detailed results for your institution and the data that has been used to calculate the ranks and scores.

It should also provide you with useful information for any media communication you might need to prepare prior to launch.

Kharkiv National University of
Radio Electronics
Established in 1930

UKRAINE

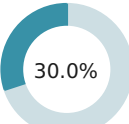
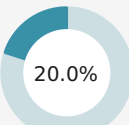

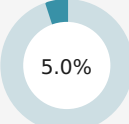
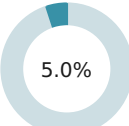
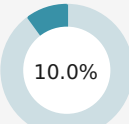
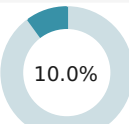
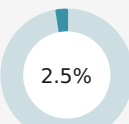
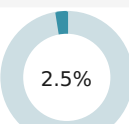
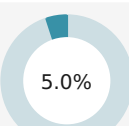
INSTITUTION CLASSIFICATION

QS Classifications make it easier to quickly identify and compare institutions with similar characteristics. To find out more about how the classifications are compiled please visit <https://support.qs.com/hc/en-gb/articles/360021876820-QS-Institution-Classifications>

AGE BAND	Historic	Mature	Established	Young	New
SIZE	Very Large	Large	Medium	Small	
STATUS	Public	Private		Private - Not for Profit	
RESEARCH INTENSITY	Very High	High	Moderate	Low	
SUBJECT AREA FOCUS	Comprehensive+	Comprehensive	Focused	Specialist	

METHODOLOGY: INDICATORS & WEIGHTINGS

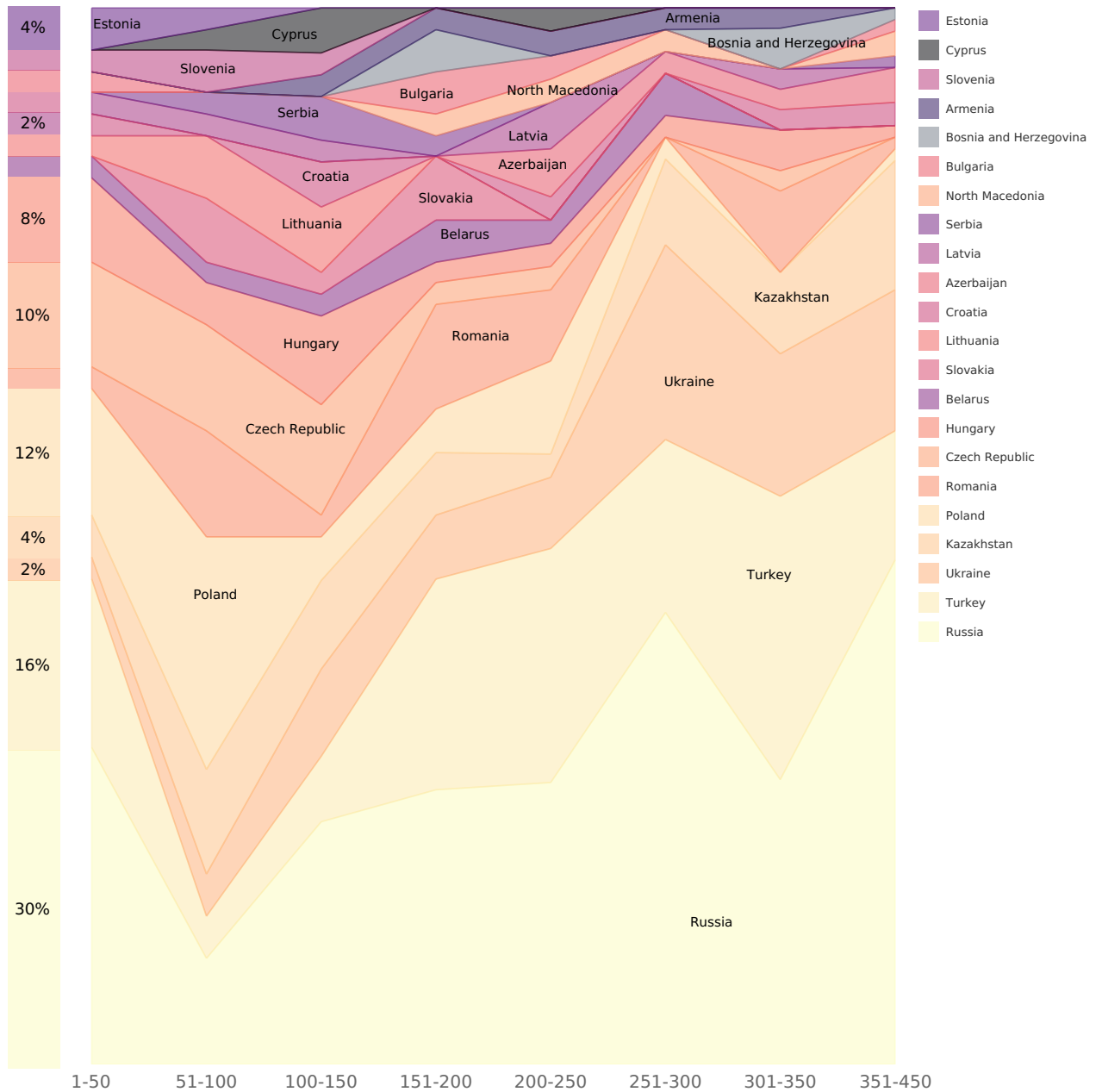
The QS EECA University Rankings 2022 have been published since 2014. The method retains key indicators of the global ranking, such as Academic Reputation, Employer Reputation, and Faculty to Student Ratio, but also considers a set of performance metrics carefully tailored for the region.

 <p>30.0%</p>	<p>Academic Reputation Taken from the annual survey conducted by QS designed to evaluate the perceptions of academics from around the world regarding the best institutions in terms of research. This year, responses from over 130,000 academics were recorded globally.</p>
 <p>20.0%</p>	<p>Employer Reputation Taken from the annual QS survey aimed at gathering the views of employers around the world on the institutions providing the best professionals. This year, responses from over 75,000 employers were analysed.</p>
 <p>10.0%</p>	<p>Faculty Student This is the ratio between the number of academic staff and number of students. A higher number of teachers per student is an indirect indicator of the commitment of the institutions to high-quality teaching.</p>
 <p>5.0%</p>	<p>Staff with PhD This indicator attempts to assess the quality of training of the academic staff, detecting the proportion of them that have reached the highest level of education in their area of expertise. This is an indirect measure of the commitment of universities to high-quality teaching and research.</p>
 <p>5.0%</p>	<p>Citations per Paper This ratio measures the average number of citations obtained per publication, and is a proxy of the impact and quality of the scientific work done by universities. Underlying data of papers and citations is indexed by Scopus. The paper and citations counts are normalized in an attempt to equalize the influence of citations across the five broad faculty areas.</p>
 <p>10.0%</p>	<p>Papers per Faculty This indicator seeks to determine the average number of scientific publications (papers) produced per faculty and evaluates the productivity of research institutions. Data is extracted from Scopus. Indexed papers in the last five full years are used (from 2015 to 2019 for the 2022 edition). The paper count is normalized, ensuring that citations achieved in each of the five broad faculty areas are weighted equally.</p>
 <p>10.0%</p>	<p>International Research Network Using data provided by Scopus, this indicator assesses the degree of international openness in terms of research collaboration for each evaluated institution. The Margalef Index, widely used in the environmental sciences, has been adapted to estimate the richness of the selected international research partners for a given institution.</p>
 <p>2.5%</p>	<p>International Faculty The International Faculty Index is simply based on the proportion of faculty members that are international. It is a proxy measure for how internationally attractive the university is to academic staff.</p>
 <p>2.5%</p>	<p>International Students The International Students Index is based on the proportion of students that are international. It is a proxy measure for how internationally attractive the university is to students.</p>
 <p>5.0%</p>	<p>Web Impact This indicator seeks to assess the effectiveness with which institutions are making use of new technologies. Baseline information is provided by the Ranking Web of Universities (www.webometrics.info), although the results are refactored to exclude the Excellence indicator, which is already considered in the metrics related to scientific research.</p>

EDITION SUMMARY

2022 EDITION

This chart shows the number of institutions per country distributed by rank, where the rank is divided into ranking bands. In each rank band, each country's percentage contribution to the ranking band is shown. For illustration purposes countries with very few institutions are excluded. The chart on the left is designed to help the user gauge the size of the 1-50 band in terms of country percentages.



<p>60 NEW ENTRANTS</p>	<p>450 PUBLISHED INSTITUTIONS</p>
---------------------------------------	--

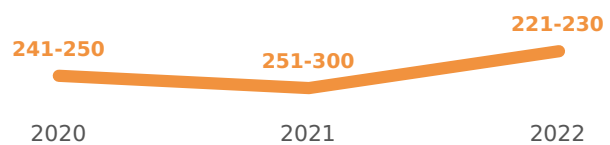
KHARKIV NATIONAL UNIVERSITY OF RADIO ELECTRONICS

OVERALL RANK
221-230

OVERALL, THE INSTITUTION IMPROVED ON ITS 2021 PERFORMANCE BY MOVING FROM 251-300 TO 221-230.

RANKINGS TREND

Since 2020, Kharkiv National University of Radio Electronics gained 20 places. Over the 3 considered years, the institution moved up once and fell once.

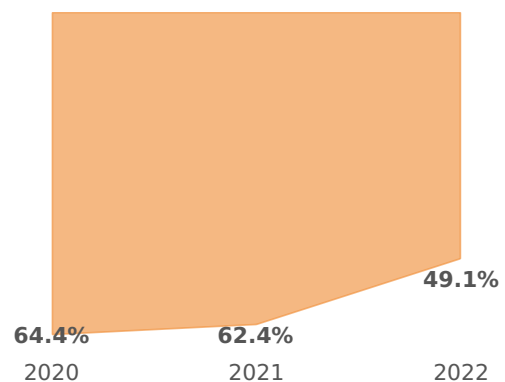


TOP 50%

In the 2022 edition, Kharkiv National University of Radio Electronics performed among the top 50% in the QS EECA University Rankings 2022.

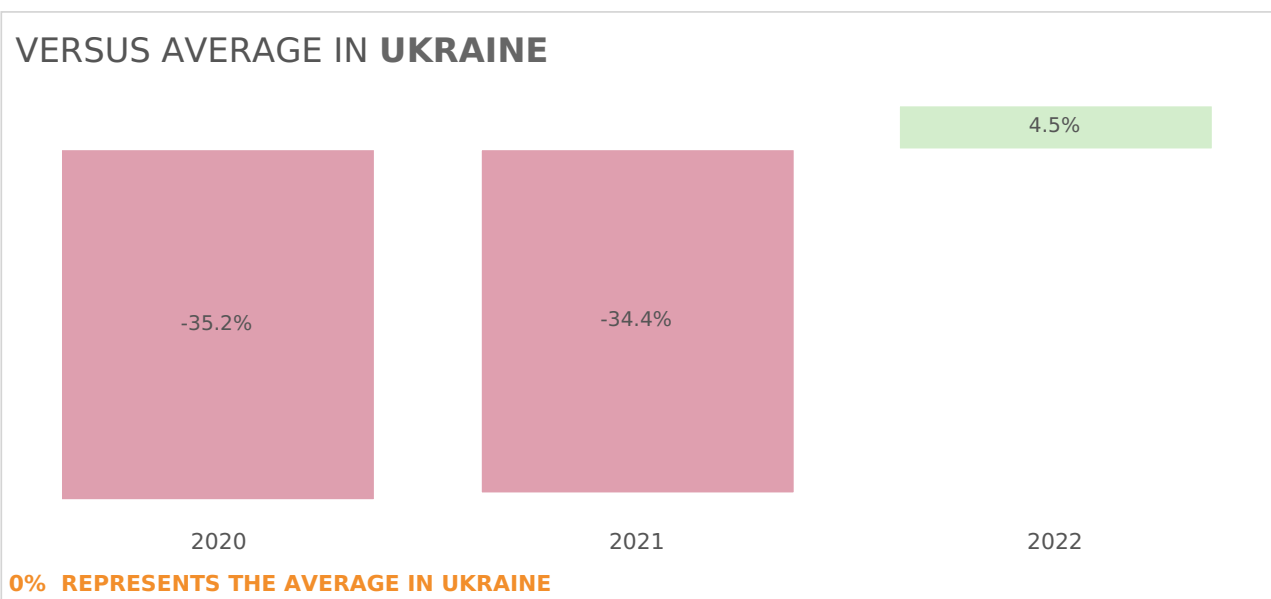
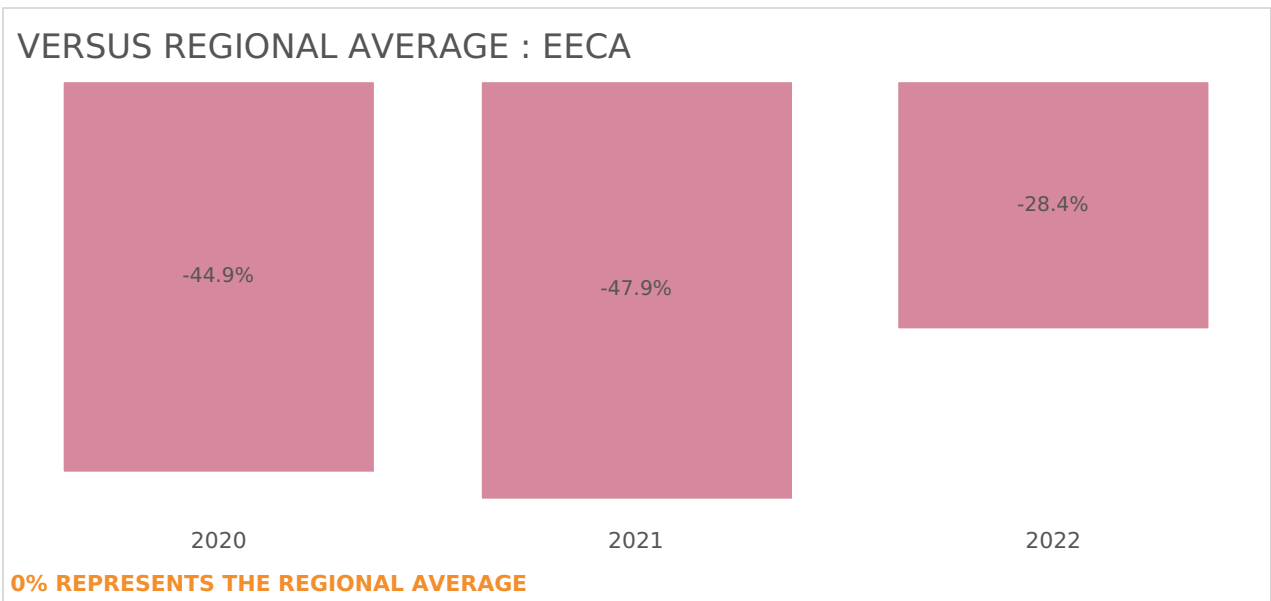
PERCENTILE EVOLUTION

QS World University Rankings : EECA



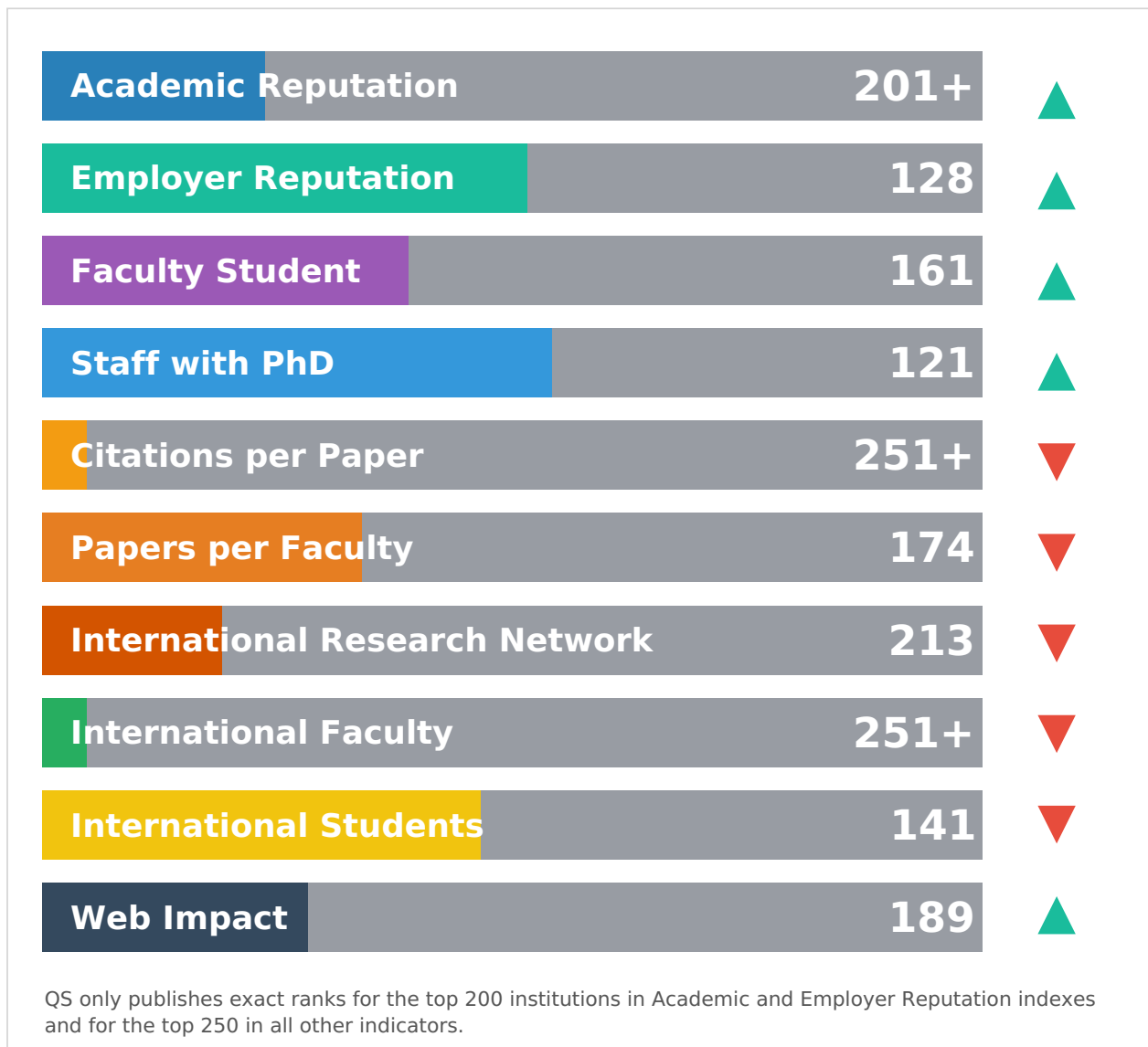
DIFFERENCE VS AVERAGES: EECA OVERALL SCORE

The charts below compare the institution's overall score against the global and domestic averages. A performance above 0% indicates a better result than the mean, while a performance below 0% signals a weaker stand.



RANKS BY INDICATOR: EECA

2022 EDITION



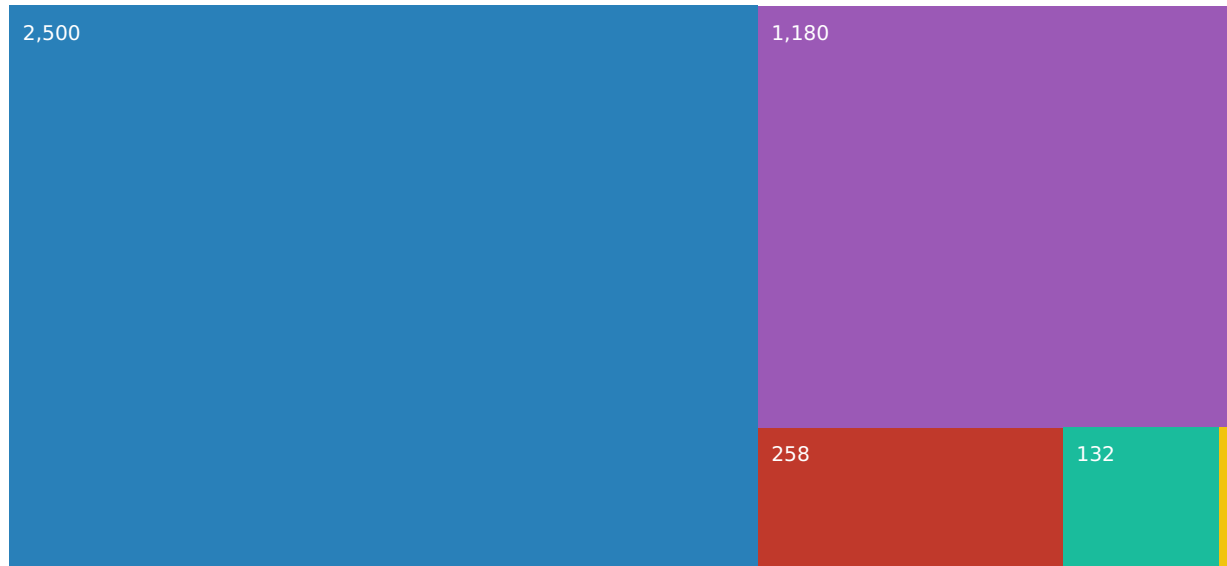
At 121 regionally, the Staff with PhD indicator is the strongest one for Kharkiv National University of Radio Electronics.

RESEARCH OUTPUT

PAPERS AND CITATIONS BY BROAD SUBJECT AREA

PAPERS

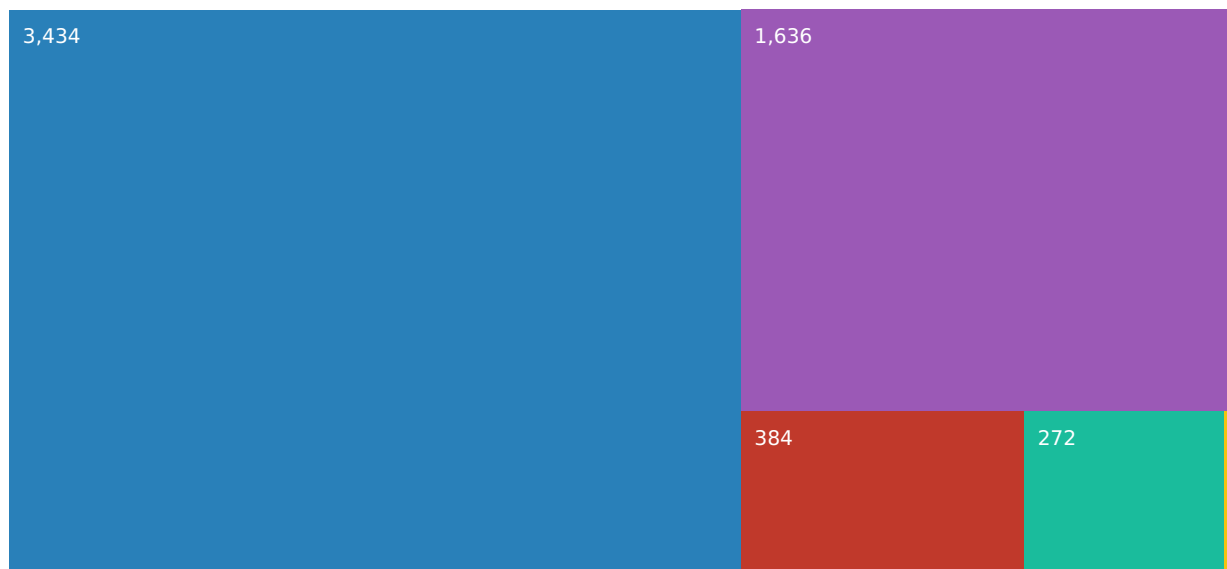
Indexed in Scopus in the 2015-2019 period



- Arts & Humanities
- Engineering & Technology
- Life Sciences & Medicine
- Natural Sciences
- Social Sciences & Management

CITATIONS (EXCLUDING SELF-CITATIONS)

For the above papers in the 2015-2020 period





QS Thought Leadership Conferences 2022 Calendar

QS Thought Leadership Conferences' line up has been carefully crafted to help universities across the globe foster academic excellence and innovation.

All of our conferences offer a unique opportunity to form international connections, learn about the latest trends in higher education, and share your knowledge with like-minded university Presidents, Deans, Provosts and decision-makers.



QS Higher Ed Summit - Middle East & Africa
1-3 March | Virtual & UAE
www.qsmapple.org



QS Higher Ed Summit - China
April | Virtual



QS EduData Summit
8 - 10 June | Virtual & USA
www.edudatasummit.com



QS Higher Ed Summit - Europe
July | Hybrid
www.qseurope.org



QS Higher Ed Summit - Americas
September | Virtual
www.qsamericas.org



QS Higher Ed Summit - Asia Pacific
November | Virtual & Australia
www.qsapple.org



QS India Summit
November | Virtual & India
www.qsindiasummit.com



QS Reimagine Education Conference & Awards
December | Hybrid
www.reimagine-education.com

Our Partners



For more information on attending or sponsoring QS Conferences get in touch with: events@qs.com

Higher Ed Report



QS WORLD UNIVERSITY RANKINGS LATIN AMERICA 2022

QS WORLD UNIVERSITY RANKINGS YEARBOOK 2021



GLOBAL EDUCATION NEWS



QS Publications deliver invaluable and relevant content to assist institutions in making informed decisions

Find out the latest insights and compelling international education content with QS' annual, quarterly and online publications. News from universities across the globe, key trends in higher education, data and expert analysis, survey reports on pressing higher education issues, and special reports on our rankings and results.

QS HE Reports	QS Yearbook	QS-GEN Magazine
46k+ Pageviews	95k+ Pageviews	52k+ Pageviews
170+ Countries	110+ Countries	85+ Countries
4.4k+ Institutions	2.7k+ Institutions	2k+ Institutions

Partnering with QS



Benefit from tailor made solutions

Get QS consultants' advise on how to make the most out of your engagement



Reach your target audience

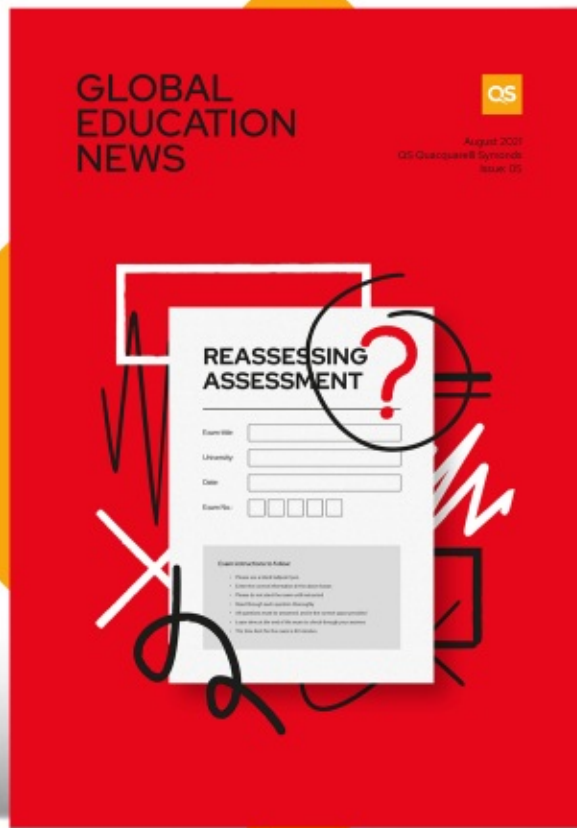
QS publications are read by 15k+ higher education professionals



Promote your brand internationally

Our audience comprises university leaders and academics from across the globe

For more information, please contact publications@qs.com



Bringing to you the best

QS INSIGHTS, DATA AND INFORMATION, AND THE LATEST NEWS AND TRENDS

from higher education around the world!

QS Global Education News is a quarterly magazine showcasing higher education providers' outstanding academic achievements, awards, experiences, partnerships, and developments. The magazine also includes QS events and rankings previews, as well as exclusive insights.

Stay updated with the latest editions here:
www.qs.com/newsletters

Magazine



52k+
pageviews

Website



653k+
pageviews



258k+
users

Readership

Chancellor/Pro VC/VC/President/Rector/Provost	10%
Vice Rectors/Vice Presidents/Deans/Vice Deans	17%
Directors/Advisors/Heads	25%
C-Suite (CEO/ CFO/ CTO)	4%
Professor/Lecturers/Teaching Faculty	15%
Managers & Specialists	8%
Students	1%
Other University/Corporate Staffs	20%

Social Media Network



34k
followers



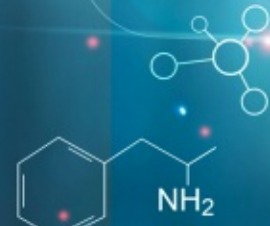
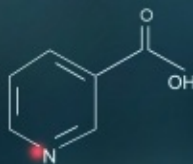
410k
followers



38k
followers



**SUBJECT
FOCUS SUMMIT**



Join Us Virtually!

Medicine

BARRIERS COME DOWN: EXPLORING A NEW PARADIGM IN MEDICAL EDUCATION, RESEARCH, AND HEALTH CARE



14 - 16 December 2021



www.qsubjectfocus.com/medicine-2021

#SFSMedicine

Organising Partner



Get 30% off by entering the promo code MEDLEADER at www.qsubjectfocus.com/medicine-2021/registration

<https://support.qs.com>